



Operating Instructions

863 Valley View Road, Eighty Four, PA 15330 USA
Tel: 724-941-9701 Fax: 724-941-1369 e-mail: skctech@skcinc.com

MethAlert Colorimetric Wipe Kit for Methamphetamine Residues on Surfaces

Developed by the U.S. National Institute for Occupational Safety and Health (NIOSH), Centers for Disease Control (CDC), MethAlert colorimetric wipes are the fast way to determine if methamphetamine residue above 15 μg is present on surfaces. MethAlert is ideal for use by health and safety professionals, industrial hygienists, law enforcement personnel, first-responders, social services, real estate agents, or anyone who needs to determine if methamphetamine residue is present on a specific surface.

Using MethAlert

See *Cautions and Handling* on pages 4-5 before proceeding.

- ❗ *Store Step 1, Step 2, and Step 3 solutions at ≤ 39.2 F (4 C). See Storing on page 5.*
- ❗ *Keep solutions at ≤ 39.2 F (4 C) at all times. Pack in cooler with ice for field use. Cap tightly.*
- ❗ *Do not store MethAlert products with food.*

1. Put on clean gloves supplied in kit.

🧤 *Use new, clean gloves for each test.*

2. Place supplied wax paper on a level surface. Place test items (from bag) and bottles on wax paper.



Place items on wax paper.

3. Place template on test surface.

🧤 *SKC recommends adhering template to surface.*

4. Remove screw cap and adhesive foil seal from Step 1 Wetting Agent bottle. Insert and tighten spray nozzle. Prime spray bottle in waste can.




Place template.

5. Remove gauze pad from package and spray gauze 2 times with Step 1 Wetting Agent at a distance of approximately 4 inches.




Spray 2 times with Step 1 Wetting Agent.

6. Using firm hand pressure, collect the sample by wiping the surface inside the template with the moistened gauze pad in the following patterns:




6a. Left to right in a “W” pattern

and



6b. Left to right in a “Z” pattern

and



6c. Repeat left to right in a “W” pattern



Do not trap or push surface residue under edges of template.



When wiping, orient the wipe to concentrate the sample in one area on the wipe. This will enhance color development.

7. Place wipe (sample or dirty side up) in plastic tray.



Place wipe (sample side up) in tray.

8. Remove Step 2 Developer bottle from cold storage (≤ 39.2 F [4 C]). Remove screw cap and adhesive foil seal and insert and tighten spray nozzle. Prime spray bottle in a waste can and then spray gauze 2 times at a distance of approximately 4 inches. Once complete, cap tightly and replace in cold storage (≤ 39.2 F [4 C]).



Spray 2 times with Step 2 Developer.



Keep Step 2 Developer sealed tightly and cold at all times.



Do not store MethAlert products with food.

9. Remove screw cap and adhesive foil seal from Step 3 Developer bottle. Insert and tighten spray nozzle. Prime spray bottle in a waste can and then spray gauze 4 times at a distance of approximately 4 inches.



Spray 4 times with Step 3 Developer.

10. Observe gauze for color development. If methamphetamine residue is present above $15 \mu\text{g}$, a blue color will appear within 1 minute. Results will develop completely within 5 minutes. See *Reading MethAlert Results* on page 3.

11. Once test is complete, record wipe result (photograph if required), place disposable items in test packet bag, seal, and dispose of as hazardous materials. See *Disposing* on page 5.



Place disposable items in resealable bag.

- ❗ *Do not dispose of Step 1, Step 2, or Step 3 solutions, spray nozzles, or bottles unless empty or expired. Bottles contain enough solution for several tests.*
- ❗ *Store solutions at ≤ 39.2 F (4 C). Do not store with food.*
- 📦 *SKC recommends sealing the solution bottles tightly with the provided screw caps for transport and storage.*
- ❗ *Thoroughly wash exterior of bottles with soap and water before sampling at another site to avoid cross contamination.*

Reading MethAlert Results

- The color bloom will be bright blue if methamphetamine residue is present in the range of 15 to 5000 μg (see photos below).
- Positive color bloom intensity is directly proportional to the quantity of methamphetamine residue on the wipe (e.g., meth at 15 μg would be a lighter blue than meth at 250 μg).
- Positive color bloom will last 15 to 20 minutes. Photograph results for permanent record, if required.



Positive – bright blue color bloom
*Meth residue detected
 between 15 and 5000 μg
 (See Quick Guide for color.)*



Negative – no blue color bloom
*Meth residue not detected
 at 15 μg lower limit of
 visual identification*

Interferences

MethAlert is designed to detect the presence of methamphetamine residue to a lower limit of visual identification of 15 μg per wipe.

Possible Positive Interferences

- MDMA (Ecstasy) – very dark/deep blue color reaction
- Ritalin® (Methylphenidate) – pale violet color reaction
- Methcathinone (Cat) – pale blue color reaction
- MDA (3,4-Methylenedioxyamphetamine) – pinkish rose color reaction
- MDEA (Methyl diethanol amine) – deep blue to muddy brown at higher concentrations
- Some secondary amines can cause a color reaction

Negative Interferences

There are no known negative interferences.

Cautions and Notes

- ❗ *Store Step 1, Step 2, and Step 3 solutions at ≤ 39.2 F (4 C). See Storing on page 5.*
- ❗ *Keep solutions at ≤ 39.2 F (4 C) at all times. Pack in cooler with ice for field use. Cap tightly.*
- ❗ *Do not store MethAlert products with food.*
- ❗ *Do not spray or wipe solutions on skin (see Handling on page 5).*
- ❗ *Use gloves provided with kit when sampling and working with Step 1, Step 2, and Step 3 solutions.*
- ❗ *Use new, clean gloves for each test.*
- ❗ *Handling, storage, and disposal summaries for all materials are on page 5.*
- ❗ *Wear personal protective equipment (PPE) as required by the condition of the site, state meth sampling guidelines, handling information on page 5, and personal comfort level.*
- 📄 *MethAlert is a colorimetric test that provides an indication of the presence of methamphetamine residues on surfaces in the range of 15 to 5000 μg . Results should not be used for clearance purposes.*
- 📄 *Use MethAlert on surfaces such as dash boards, steering wheels, countertops, doorknobs, wood floors, non-textured walls and ceilings, tables, chairs, animal fur, bathroom and kitchen fixtures (sinks, toilets, tubs/showers), appliances, curtains, and furniture. **Note:** Step 2 and 3 Developers may stain some fabrics.*

MethAlert Colorimetric Wipe Kit Contents

- Step 1 Wetting Agent
- Step 2 Developer
- Step 3 Developer
- Spray nozzles
- Complete Operating Instructions
- Quick Guide instructions
- MSDS
- Test Packets, each in a resealable bag containing 1 each:
 - Gauze pad
 - Tray
 - Pair disposable gloves
 - 10 x 10-cm disposable template
 - Wax paper

Handling, Storing, and Disposing of MethAlert Materials

MethAlert Step 1 Wetting Agent

- Storing:** 1-year shelf-life at ≤ 39.2 F (4 C). Seal bottle with provided screw cap. Keep at ≤ 39.2 F (4 C) when not in use. Pack in cooler for field use. Do not store with food.
- Handling:** Wear gloves and safety glasses during use.
- Disposing:** Dispose of in accordance with federal, state, and local regulations.

For more details, see Material Safety Data Sheet included in kit.

MethAlert Step 2 Developer

- Storing:** 6-month shelf-life at ≤ 39.2 F (4 C). Seal bottle tightly with provided screw cap. Must be kept at ≤ 39.2 F (4 C) at all times. Pack in cooler with ice for field use. Do not store with food.
- Handling:** Wear gloves and safety glasses during use. Avoid inhalation of mist and vapors.
- Disposing:** Dispose of in accordance with federal, state, and local regulations.

For more details, see Material Safety Data Sheet included in kit.

MethAlert Step 3 Developer

- Storing:** 6-month shelf-life at ≤ 39.2 F (4 C). Seal bottle tightly with provided screw cap. Must be kept at ≤ 39.2 F (4 C) at all times. Pack in cooler with ice for field use. Do not store with food.
- Handling:** Wear gloves and safety glasses during use.
- Disposing:** Dispose of in accordance with federal, state, and local regulations.

For more details, see Material Safety Data Sheet included in kit.

MethAlert Sampling Materials

(Gloves, templates, plastic trays, gauze, and wax paper)

- Storing:** Store in a dry location before use.
- Handling:** Wear gloves and safety glasses.
- Disposing:** After sampling, place materials in resealable test packet bag and dispose of as hazardous materials in accordance with federal, state, and local regulations.

For more details, see Material Safety Data Sheet included in kit.

 **Do not store MethAlert products with food.**

Ordering Information

Description	Range of Identification	Cat. No./Qty.
MethAlert Colorimetric Wipe Kit*	15 to 5000 $\mu\text{g}/100 \text{ cm}^2$	560-001/12 tests

* Kits ship overnight. Reagents are cold packed during shipping and must be kept at $\leq 39.2 \text{ F}$ (4 C) when not in use. Avoid exposing reagents to temperatures above normal room temperature. Do not store with food.

SKC Limited Warranty and Return Policy

SKC products are subject to the SKC Limited Warranty and Return Policy, which provides SKC's sole liability and the buyer's exclusive remedy. To view the complete SKC Limited Warranty and Return Policy, go to <http://www.skcinc.com/warranty.asp>.

